



2022-2023

LITTLE SILVER PUBLIC SCHOOL

NJSLA

Score Report

Angie Rosen
Director of Curriculum and
Instruction

Eric Platt
Superintendent of Schools

New Jersey Student Learning Assessment

★ The NJSLA was administered in the Spring of 2023.

★ New Jersey Parent Portal

- Includes student's scale score, level of performance, and a video explanation of the score report
- Additional resources can be found on the New Jersey Assessments Resource Center under "Parent Resources"

Click on image
to create a
login for the
Parent Portal



Parent Portal



THANK YOU TEACHERS...



...and parents! Your support made a difference!

FIVE PERFORMANCE LEVELS

NJSLA uses five performance levels that delineate the knowledge, skills, and practices students are able to demonstrate.

Level 1:
Did Not Yet
Meet
Expectations

Level 2:
Partially Met
Expectations

Level 3:
Approached
Expectations

Level 4:
Met
Expectations

Level 5:
Exceeded
Expectations

Spring 2023 NJSLA ELA Ranges

Grade	Level 1	Level 2	Level 3	Level 4	Level 5
3rd	650-699	700-724	725-749	750-809	810-850
4th	650-699	700-724	725-749	750-789	790-850
5th	650-699	700-724	725-749	750-798	799-850
6th	650-699	700-724	725-749	750-789	790-850
7th	650-699	700-724	725-749	750-784	785-850
8th	650-699	700-724	725-749	750-793	794-850

Spring 2023 NJSLA Math Ranges

Grade	Level 1	Level 2	Level 3	Level 4	Level 5
3rd	650-699	700-724	725-749	750-789	790-850
4th	650-699	700-724	725-749	750-795	796-850
5th	650-699	700-724	725-749	750-789	790-850
6th	650-699	700-724	725-749	750-787	788-850
7th	650-699	700-724	725-749	750-785	786-850
8th	650-699	700-724	725-749	750-800	801-850
Algebra	650-699	700-724	725-749	750-804	805-850
Geometry	650-699	700-724	725-749	750-782	783-850

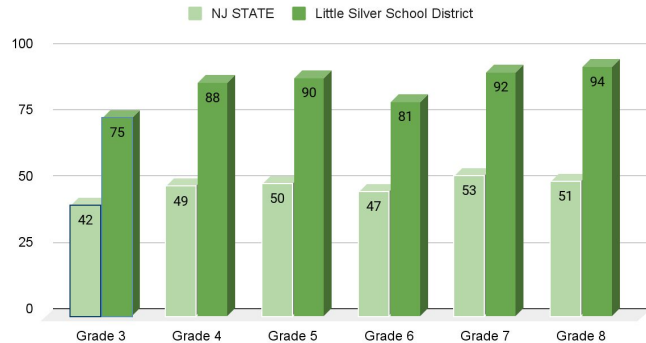
LITTLE SILVER
2022-23 Spring NJSLA
ELA/Language Arts

Grade	Total Tested In District	Achievement Levels									
		% Not Meeting Expectations (Level 1)		% Partially Meeting Expectations (Level 2)		% Approaching Expectations (Level 3)		% Meeting Expectations (Level 4)		% Exceeding Expectations (Level 5)	
		District	State	District	State	District	State	District	State	District	State
3	79	1%	21%	8%	15%	11%	23%	71%	37%	9%	5%
4	60	0%	13%	3%	15%	8%	21%	48%	37%	40%	15%
5	85	0%	12%	1%	14%	6%	20%	55%	43%	38%	10%
6	84	1%	12%	0%	14%	7%	25%	43%	38%	49%	11%
7	91	0%	12%	1%	13%	7%	20%	24%	33%	68%	23%
8	92	1%	13%	0%	12%	4%	20%	22%	36%	73%	20%
All Grades	491	1%	14%	2%	14%	7%	21%	43%	37%	47%	14%

ELA NJ State and District Comparison

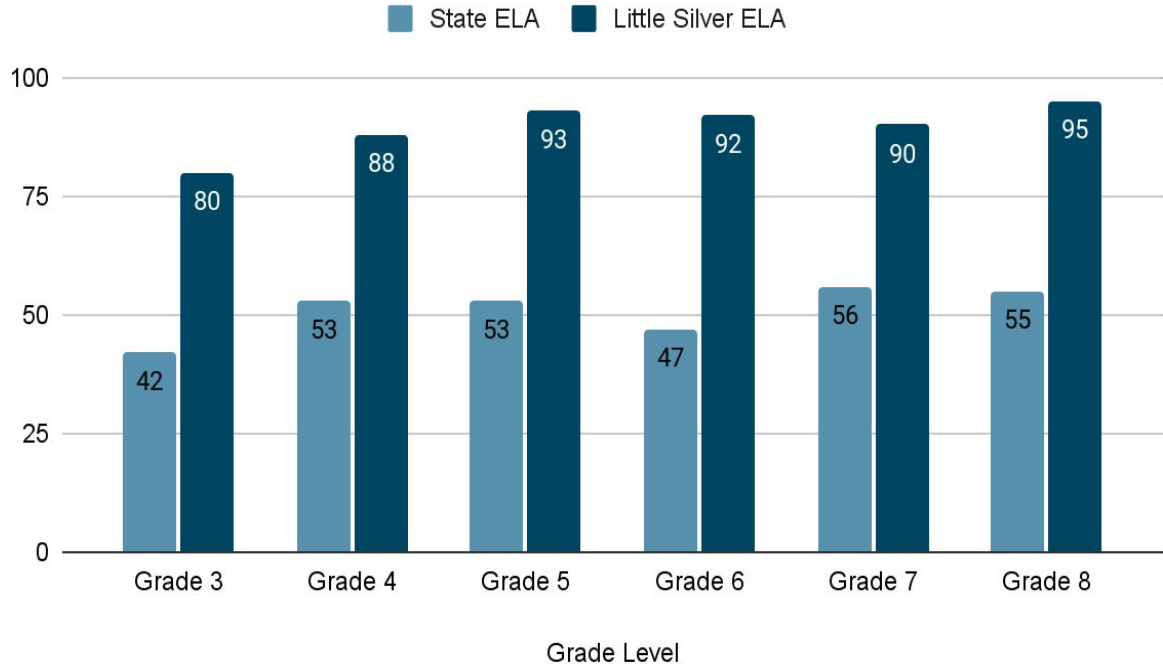
Percentage of students who MET or EXCEEDED expectations

2022 English Language Arts



2022

State and District ELA Comparison



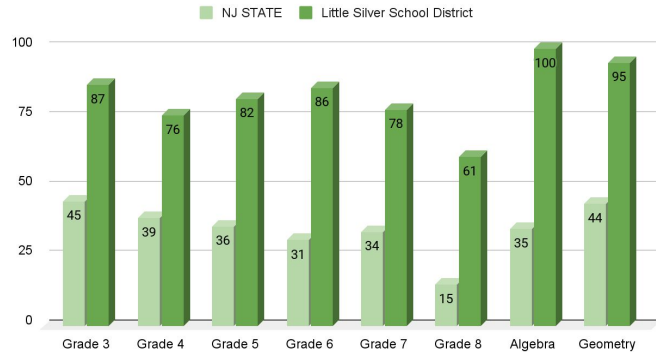
Mathematics

Grade	Total Tested In District	Achievement Levels									
		Not Meeting Expectations (Level 1)		Partially Meeting Expectations (Level 2)		Approaching Expectations (Level 3)		Meeting Expectations (Level 4)		Exceeding Expectations (Level 5)	
		District	State	District	State	District	State	District	State	District	State
3	79	0%	13%	1%	17%	11%	25%	57%	34%	30%	12%
4	60	0%	13%	3%	18%	5%	25%	78%	37%	13%	7%
5	85	0%	13%	1%	21%	22%	26%	56%	31%	20%	9%
6	84	1%	14%	4%	23%	15%	28%	39%	28%	40%	7%
7	73	0%	13%	5%	23%	12%	31%	56%	29%	26%	5%
8	47	2%	34%	11%	27%	21%	21%	49%	17%	17%	1%
Algebra I	48	0%	16%	0%	26%	0%	23%	21%	30%	79%	5%
Geometry	15	0%	16%	0%	14%	0%	16%	27%	44%	73%	10%
All Grades	491	0%	16%	3%	21%	13%	24%	51%	31%	32%	7%

Math NJ State and District Comparison

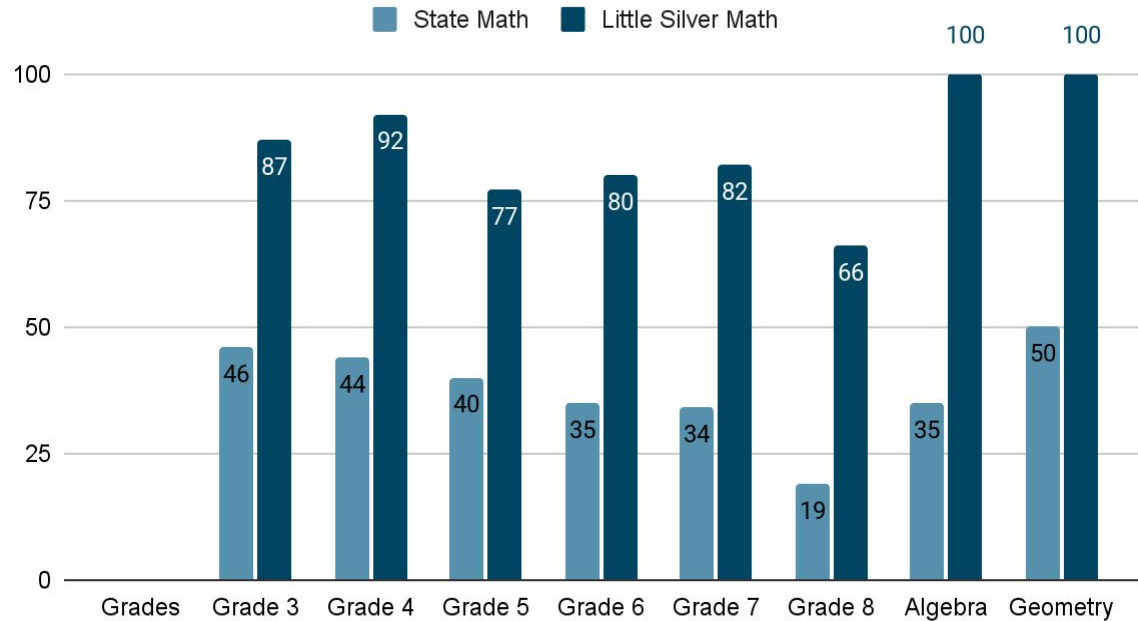
Percentage of students who MET or EXCEEDED expectations

2022 Mathematics



2022

State and District Math Comparison



Grade 3

English Language Arts

Mathematics



DISTRICT SUMMARY OF SCHOOLS

STATE OF NEW JERSEY
DEPARTMENT OF EDUCATION

Grade 3

LITTLE SILVER BORO SCHOOL DISTRICT
NEW JERSEY
SPRING 2023

ENGLISH LANGUAGE ARTS Grade 3 Assessment, 2022–2023

PERFORMANCE DISTRIBUTION BY %	NUMBER OF STUDENTS	ELA AVG OVERALL SCORE	AVG SCORE	READING*			AVG SCORE	WRITTEN* EXPRESSION	WRITING* CONVENTIONS
				LITERARY	INFORMATION	VOCABULARY			
STATE 21 15 22 37 5	92,302	739	45	40 20 40	39 21 40	45 14 41	31	30 22 48	32 16 52
DISTRICT 1 8 11 71 9	79	773	60	14 19 67	8 19 73	19 6 75	39	6 11 82	5 6 89
POINT ROAD SCHOOL 1 8 11 71 9	79	773	60	14 19 67	8 19 73	19 6 75	39	6 11 82	5 6 89



DISTRICT SUMMARY OF SCHOOLS

STATE OF NEW JERSEY
DEPARTMENT OF EDUCATION

Grade 3

LITTLE SILVER BORO SCHOOL DISTRICT
NEW JERSEY
SPRING 2023

MATHEMATICS Grade 3 Assessment, 2022–2023

PERFORMANCE DISTRIBUTION BY %	NUMBER OF STUDENTS	MATH AVG OVERALL SCORE	MATHEMATICS*			
			MAJOR CONTENT	SUPPORTING CONTENT	REASONING	MODELING
STATE 13 17 25 34 12	94,111	745	29 23 47	29 25 46	30 15 55	39 19 42
DISTRICT 0 1 11 57 30	79	782	1 8 91	0 11 89	3 18 80	9 13 78
POINT ROAD SCHOOL 0 1 11 57 30	79	782	1 8 91	0 11 89	3 18 80	9 13 78

Did not meet expectations

Special Education- 1
General education-0
*Gen Ed 504 - 0

Partially met expectations

Special Education 2
General Education 4
*Gen Ed 504 1

Approached expectations

Special Education 3
General Education 6
*Gen Ed 504 1
Special Education 3
General Education 53
*Gen Ed 504 2

Exceeded Expectations

Special Education 0
General Education 7
*Gen Ed 504 1

80% of students met or exceeded expectations

Did not meet expectations

Special Education 0
General Education 0
*Gen Ed 504 0

Partially met expectations

Special Education 0
General Education 1
*Gen Ed 504 0

Approached expectations

Special Education 4
General Education 5
*Gen Ed 504 1
Special Education 3
General Education 42
*Gen Ed 504 4

Exceeded Expectations

Special Education 2
General Education 22
*Gen Ed 504 0

87% of students met or exceeded expectations

1 Did Not Yet Meet Expectations (650-699)	2 Partially Met Expectations (700-724)	3 Approached Expectations (725-749)	4 Met Expectations (750-809)	5 Exceeded Expectations (810-850)
---	--	-------------------------------------	------------------------------	-----------------------------------

1 Did Not Yet Meet or Partially Met Expectations	2 Approached Expectations	3 Met or Exceeded Expectations
--	---------------------------	--------------------------------

1 Did Not Yet Meet Expectations (650-699)	2 Partially Met Expectations (700-724)	3 Approached Expectations (725-749)	4 Met Expectations (750-789)	5 Exceeded Expectations (790-850)
---	--	-------------------------------------	------------------------------	-----------------------------------

1 Did Not Yet Meet or Partially Met Expectations	2 Approached Expectations	3 Met or Exceeded Expectations
--	---------------------------	--------------------------------

* Numbers are percentages

Page 1 of 1

08112023-Sp-STATOT-252720-000-0929607

* Numbers are percentages

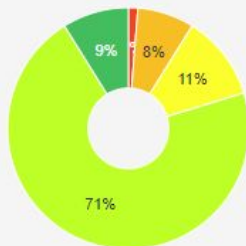
Page 1 of 1

08112023-Sp-STATOT-252720-000-0929614

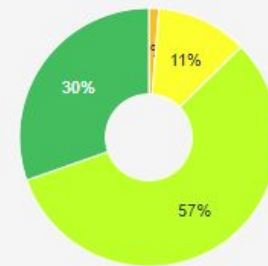
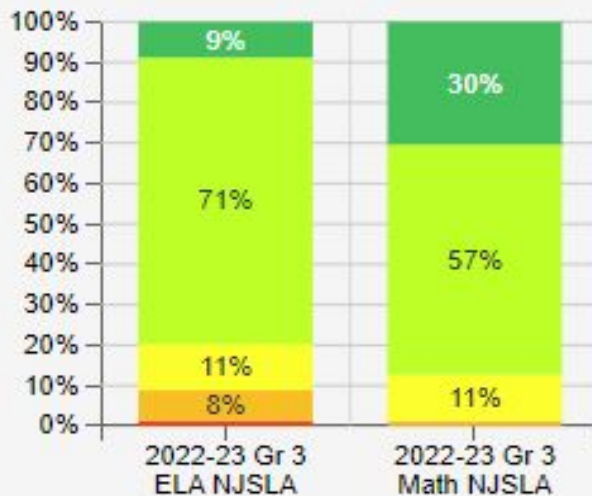
2022-23 Grade 3: ELA & Math

Test	Exceeding	Meeting	Approaching	Partially Meeting	Not Meeting
2022-23 Gr 3 ELA NJSLA	9%	71%	11%	8%	1%
2022-23 Gr 3 Math NJSLA	30%	57%	11%	1%	0%

■ Not Meeting ■ Partially Meeting ■ Approaching ■ Meeting ■ Exceeding



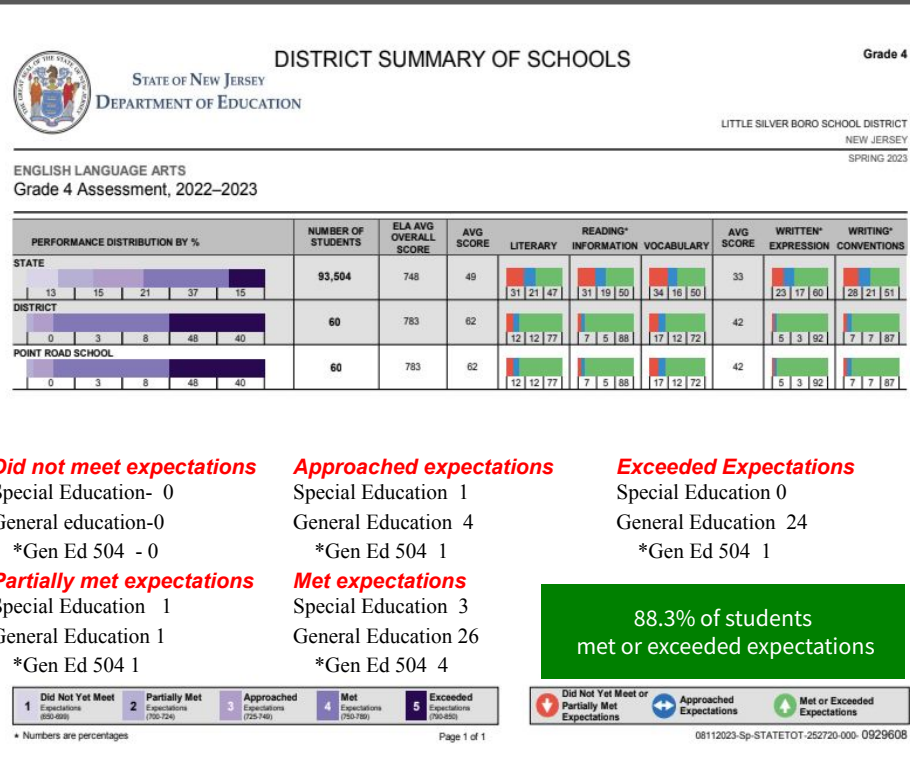
2022-23 Gr 3 ELA NJSLA



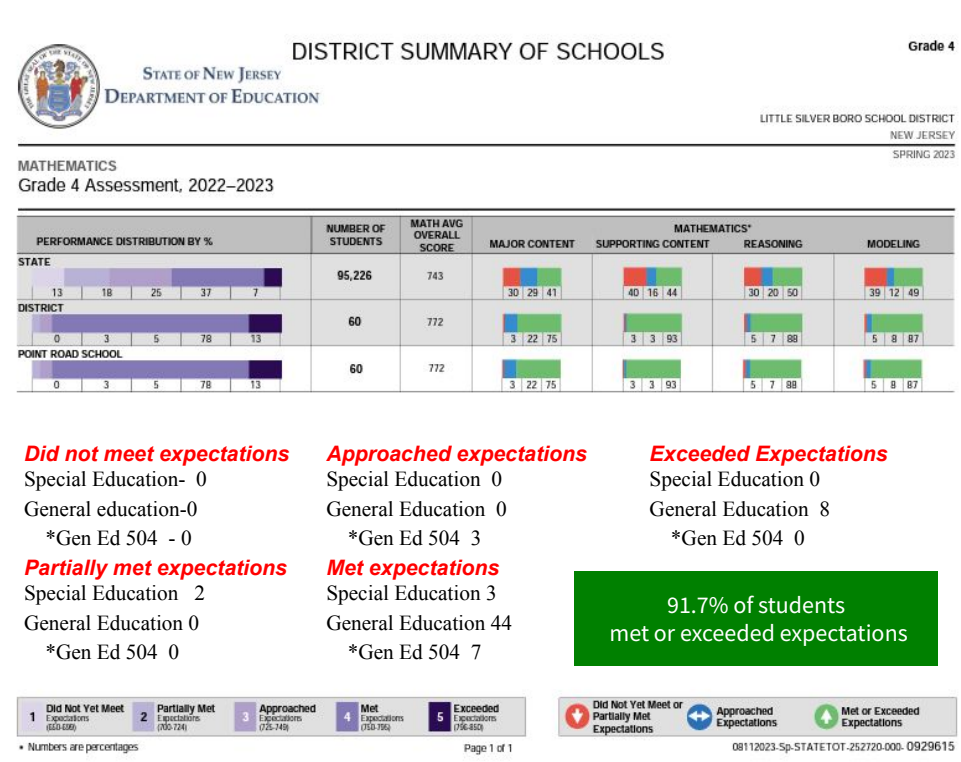
2022-23 Gr 3 Math NJSLA

Grade 4

English Language Arts

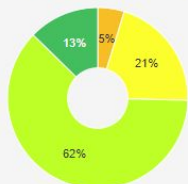


Mathematics

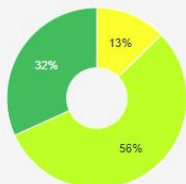


2022-23 Grade 4: ELA & Math

■ Not Meeting ■ Partially Meeting ■ Approaching ■ Meeting ■ Exceeding



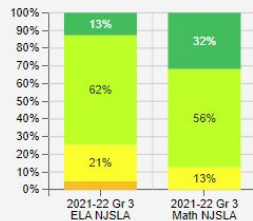
2021-22 Gr 3 ELA NJSLA



2021-22 Gr 3 Math NJSLA

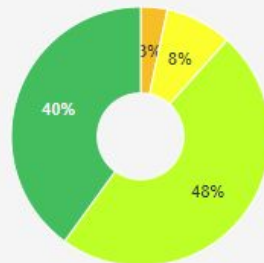
Test	Exceeding	Meeting	Approaching	Partially Meeting	Not Meeting
2021-22 Gr 3 ELA NJSLA	13% (8/63)	62% (39/63)	21% (13/63)	5% (3/63)	0% (0/63)
2021-22 Gr 3 Math NJSLA	32% (20/63)	56% (35/63)	13% (8/63)	0% (0/63)	0% (0/63)

■ Not Meeting ■ Partially Meeting ■ Approaching ■ Meeting ■ Exceeding

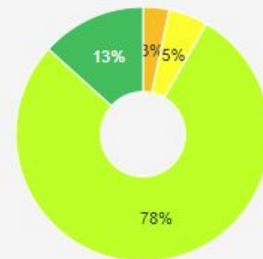
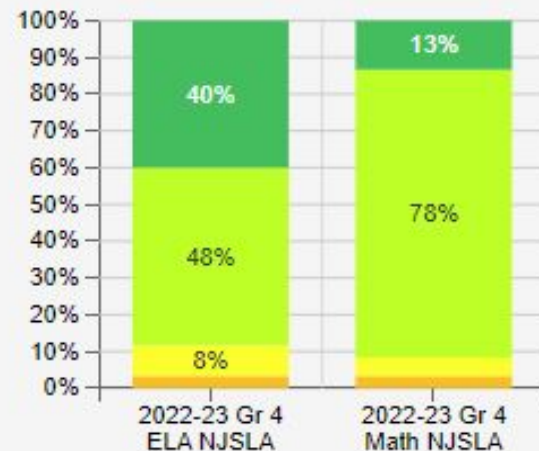


Test	Exceeding	Meeting	Approaching	Partially Meeting	Not Meeting
2022-23 Gr 4 ELA NJSLA	40%	48%	8%	3%	0%
2022-23 Gr 4 Math NJSLA	13%	78%	5%	3%	0%

■ Not Meeting ■ Partially Meeting ■ Approaching ■ Meeting ■ Exceeding



2022-23 Gr 4 ELA NJSLA



2022-23 Gr 4 Math NJSLA

Grade 5

English Language Arts



STATE OF NEW JERSEY
DEPARTMENT OF EDUCATION

DISTRICT SUMMARY OF SCHOOLS

Grade 5

LITTLE SILVER BORO SCHOOL DISTRICT
NEW JERSEY
SPRING 2023

ENGLISH LANGUAGE ARTS Grade 5 Assessment, 2022–2023

PERFORMANCE DISTRIBUTION BY %	NUMBER OF STUDENTS	ELA AVG OVERALL SCORE	AVG SCORE	LITERARY	READING* INFORMATION	VOCABULARY	AVG SCORE	WRITTEN* EXPRESSION	WRITING* CONVENTIONS
STATE 	94,934	750	49				33		
DISTRICT 	85	793	63				46		
MARKHAM PLACE SCHOOL 	85	793	63				46		

Did not meet expectations

Special Education- 0
General education-0
*Gen Ed 504 - 0

Partially met expectations

Special Education 1
General Education 0
*Gen Ed 504 0

Approached expectations

Special Education 2
General Education 3
*Gen Ed 504 1

Met expectations

Special Education 7
General Education 40
*Gen Ed 504 1

Exceeded Expectations

Special Education 0
General Education 32
*Gen Ed 504 0

93% of students
met or exceeded expectations

1 Did Not Yet Meet Expectations (85%-89%)	2 Partially Met Expectations (75%-79%)	3 Approached Expectations (70%-74%)	4 Met Expectations (65%-69%)	5 Exceeded Expectations (60%-64%)
---	--	-------------------------------------	------------------------------	-----------------------------------

* Numbers are percentages

Page 1 of 1

08112023-Sp-STATETOT-252720-000- 0929609

Mathematics



STATE OF NEW JERSEY
DEPARTMENT OF EDUCATION

DISTRICT SUMMARY OF SCHOOLS

Grade 5

LITTLE SILVER BORO SCHOOL DISTRICT
NEW JERSEY
SPRING 2023

MATHEMATICS Grade 5 Assessment, 2022–2023

PERFORMANCE DISTRIBUTION BY %	NUMBER OF STUDENTS	MATH AVG OVERALL SCORE	MAJOR CONTENT	SUPPORTING CONTENT	REASONING	MODELING
STATE 	96,582	740				
DISTRICT 	85	768				
MARKHAM PLACE SCHOOL 	85	768				

Did not meet expectations

Special Education- 0
General education-0
*Gen Ed 504 - 0

Partially met expectations

Special Education 0
General Education 1
*Gen Ed 504 0

Approached expectations

Special Education 4
General Education 15
*Gen Ed 504 2

Met expectations

Special Education 6
General Education 42
*Gen Ed 504 0

Exceeded Expectations

Special Education 2
General Education 17
*Gen Ed 504 0

76.5% of students
met or exceeded expectations

1 Did Not Yet Meet Expectations (85%-89%)	2 Partially Met Expectations (75%-79%)	3 Approached Expectations (70%-74%)	4 Met Expectations (65%-69%)	5 Exceeded Expectations (60%-64%)
---	--	-------------------------------------	------------------------------	-----------------------------------

* Numbers are percentages

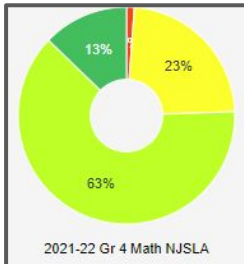
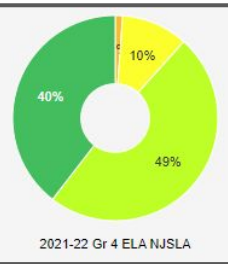
Page 1 of 1

1 Did Not Yet Meet or Partially Met Expectations	2 Approached Expectations	3 Met or Exceeded Expectations
--	---------------------------	--------------------------------

08112023-Sp-STATETOT-252720-000- 0929616

2022-23 Grade 5: ELA & Math

2021- 2022
comparison

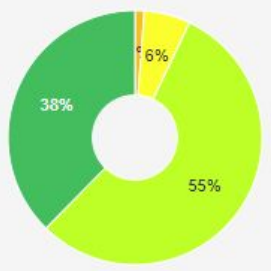


Test	Exceeding	Meeting	Approaching	Partially Meeting	Not Meeting
2021-22 Gr 4 ELA NJSLA	40%	49%	10%	1%	0%
2021-22 Gr 4 Math NJSLA	13%	63%	23%	0%	1%

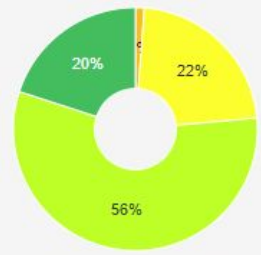
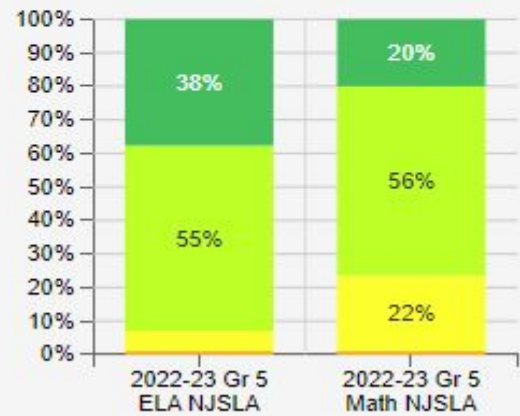
■ Not Meeting
 ■ Partially Meeting
 ■ Approaching
 ■ Meeting
 ■ Exceeding

Test	Exceeding	Meeting	Approaching	Partially Meeting	Not Meeting
2022-23 Gr 5 ELA NJSLA	38%	55%	6%	1%	0%
2022-23 Gr 5 Math NJSLA	20%	56%	22%	1%	0%

■ Not Meeting
 ■ Partially Meeting
 ■ Approaching
 ■ Meeting
 ■ Exceeding



2022-23 Gr 5 ELA NJSLA



2022-23 Gr 5 Math NJSLA

Grade 6

English Language Arts



STATE OF NEW JERSEY
DEPARTMENT OF EDUCATION

DISTRICT SUMMARY OF SCHOOLS

Grade 6

LITTLE SILVER BORO SCHOOL DISTRICT
NEW JERSEY
SPRING 2023

ENGLISH LANGUAGE ARTS
Grade 6 Assessment, 2022–2023

PERFORMANCE DISTRIBUTION BY %	NUMBER OF STUDENTS	ELA AVG OVERALL SCORE	AVG SCORE	READING*			AVG SCORE	WRITING*	
				LITERARY	INFORMATION	VOCABULARY		EXPRESSION	CONVENTIONS
STATE	96,337	747	49	28 29 43	31 23 45	33 20 47	32	29 22 49	30 23 47
DISTRICT	84	790	62	2 18 80	8 15 79	11 17 73	46	5 2 93	5 2 93
MARKHAM PLACE SCHOOL	84	790	62	2 18 80	8 15 79	11 17 73	46	5 2 93	5 2 93

Did not meet expectations

Special Education- 1
General education-0
*Gen Ed 504 - 0

Partially met expectations

Special Education 0
General Education 0
*Gen Ed 504 0

Approached expectations

Special Education 5
General Education 1
*Gen Ed 504 1

Met expectations

Special Education 5
General Education 31
*Gen Ed 504 3

Exceeded Expectations

Special Education 2
General Education 39
*Gen Ed 504 5

92% of students
met or exceeded expectations



* Numbers are percentages

Page 1 of 1

08112023-Sp-STATETOT-252720-000- 0929610

Mathematics



STATE OF NEW JERSEY
DEPARTMENT OF EDUCATION

DISTRICT SUMMARY OF SCHOOLS

Grade 6

LITTLE SILVER BORO SCHOOL DISTRICT
NEW JERSEY
SPRING 2023

MATHEMATICS
Grade 6 Assessment, 2022–2023

PERFORMANCE DISTRIBUTION BY %	NUMBER OF STUDENTS	MATH AVG OVERALL SCORE	MATHEMATICS*			
			MAJOR CONTENT	SUPPORTING CONTENT	REASONING	MODELING
STATE	97,971	735	40 25 36	39 19 42	38 29 34	47 17 36
DISTRICT	84	777	8 11 81	5 8 87	4 21 75	8 14 77
MARKHAM PLACE SCHOOL	84	777	8 11 81	5 8 87	4 21 75	8 14 77

Did not meet expectations

Special Education 1
General education-0
*Gen Ed 504 - 0

Partially met expectations

Special Education 3
General Education 1
*Gen Ed 504 0

Approached expectations

Special Education 3
General Education 10
*Gen Ed 504 2

Met expectations

Special Education 4
General Education 29
*Gen Ed 504 4

Exceeded Expectations

Special Education 2
General Education 32
*Gen Ed 504 3

79.8 % of students
met or exceeded expectations



* Numbers are percentages

Page 1 of 1

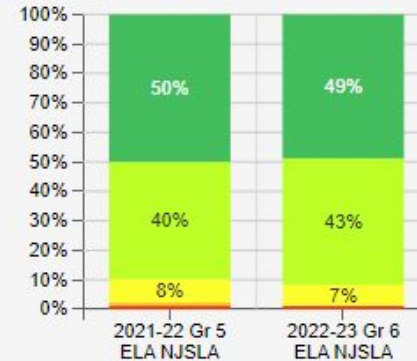
08112023-Sp-STATETOT-252720-000- 0929617

2022-23 Grade 6: ELA Comparison

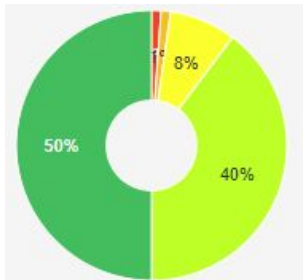
Cohort Growth
Same students 21-22

Test	Exceeding	Meeting	Approaching	Partially Meeting	Not Meeting
2021-22 Gr 5 ELA NJSLA	50%	40%	8%	1%	1%
2022-23 Gr 6 ELA NJSLA	49%	43%	7%	0%	1%

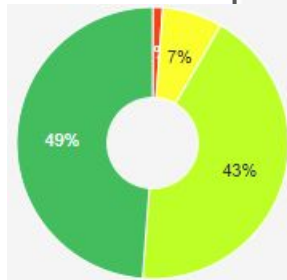
■ Not Meeting
 ■ Partially Meeting
 ■ Approaching
 ■ Meeting
 ■ Exceeding



■ Not Meeting
 ■ Partially Meeting
 ■ Approaching
 ■ Meeting
 ■ Exceeding



2021-22 Gr 5 ELA NJSLA



2022-23 Gr 6 ELA NJSLA

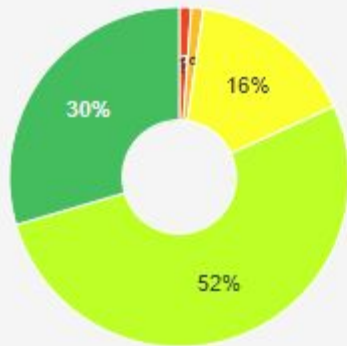
2022-23 Grade 6: Math

Cohort Growth
Same students last year

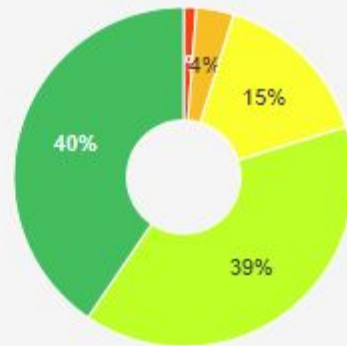
Test	Exceeding	Meeting	Approaching	Partially Meeting	Not Meeting
2021-22 Gr 5 Math NJSLA	30%	52%	16%	1%	1%
2022-23 Gr 6 Math NJSLA	40%	39%	15%	4%	1%

■ Not Meeting
 ■ Partially Meeting
 ■ Approaching
 ■ Meeting
 ■ Exceeding

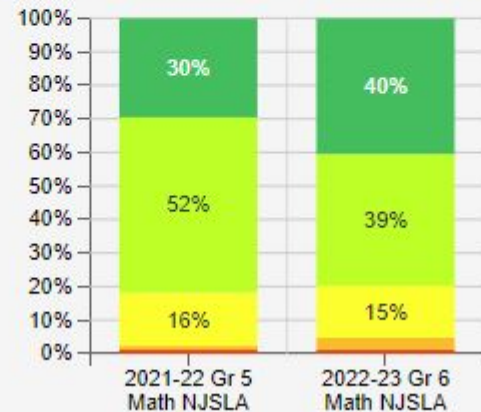
■ Not Meeting
 ■ Partially Meeting
 ■ Approaching
 ■ Meeting
 ■ Exceeding



2021-22 Gr 5 Math NJSLA



2022-23 Gr 6 Math NJSLA



Grade 7

English Language Arts



DISTRICT SUMMARY OF SCHOOLS

Grade 7

LITTLE SILVER BORO SCHOOL DISTRICT
NEW JERSEY
SPRING 2023

ENGLISH LANGUAGE ARTS Grade 7 Assessment, 2022–2023

PERFORMANCE DISTRIBUTION BY %	NUMBER OF STUDENTS	ELA AVG OVERALL SCORE	AVG SCORE	READING*			AVG SCORE	WRITTEN*	
				LITERARY	INFORMATION	VOCABULARY		EXPRESSION	WRITING* CONVENTIONS
STATE 12 13 20 33 23	97,297	752	50	33 19 48	26 25 50	29 22 49	35	29 14 57	29 14 57
DISTRICT 0 1 7 24 68	91	794	63	4 15 80	3 11 86	8 15 77	47	1 3 96	1 0 99
MARKHAM PLACE SCHOOL 0 1 7 24 68	91	794	63	4 15 80	3 11 86	8 15 77	47	1 3 96	1 0 99

Did not meet expectations

Special Education- 0
General education-0
*Gen Ed 504 - 0

Partially met expectations

Special Education 1
General Education 0
*Gen Ed 504 0

Approached expectations

Special Education 6
General Education 0
*Gen Ed 504 0

Met expectations

Special Education 9
General Education 13
*Gen Ed 504 4

Exceeded Expectations

Special Education 5
General Education 57
*Gen Ed 504 8

92.3% of students
met or exceeded expectations



Mathematics



DISTRICT SUMMARY OF SCHOOLS

Grade 7

LITTLE SILVER BORO SCHOOL DISTRICT
NEW JERSEY
SPRING 2023

MATHEMATICS Grade 7 Assessment, 2022–2023

PERFORMANCE DISTRIBUTION BY %	NUMBER OF STUDENTS	MATH AVG OVERALL SCORE	MATHEMATICS*				
			MAJOR CONTENT	SUPPORTING CONTENT	REASONING	MODELING	
STATE 13 23 31 29 5	93,752	736	32 33 34	37 34 29	36 32 32	44 21 34	
DISTRICT 0 5 12 56 26	73	770	7 14 79	11 25 64	11 21 68	1 12 86	
MARKHAM PLACE SCHOOL 0 5 12 56 26	73	770	7 14 79	11 25 64	11 21 68	1 12 86	

Did not meet expectations

Special Education- 0
General education-0
*Gen Ed 504 - 0

Partially met expectations

Special Education 4
General Education 0
*Gen Ed 504 0

Approached expectations

Special Education 7
General Education 2
*Gen Ed 504 1

Met expectations

Special Education 6
General Education 35
*Gen Ed 504 7

Exceeded Expectations

Special Education 3
General Education 16
*Gen Ed 504 4

82.2% of students
met or exceeded expectations



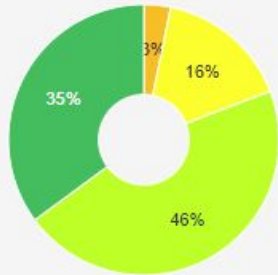
2022-23 Grade 7: ELA

Cohort Growth
Same students

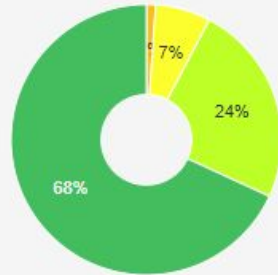
Test	Exceeding	Meeting	Approaching	Partially Meeting	Not Meeting
2021-22 Gr 6 ELA NJSLA	35%	46%	16%	3%	0%
2022-23 Gr 7 ELA NJSLA	68%	24%	7%	1%	0%

■ Not Meeting ■ Partially Meeting ■ Approaching ■ Meeting ■ Exceeding

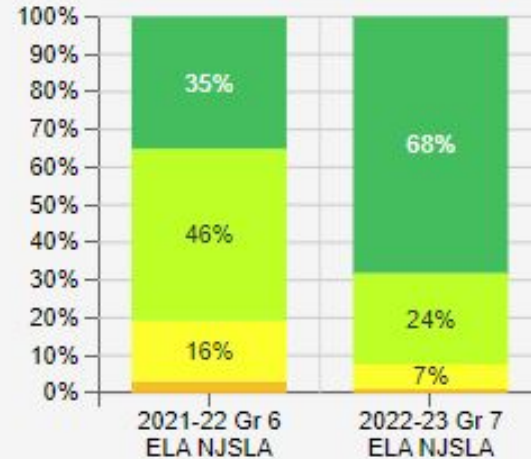
■ Not Meeting ■ Partially Meeting ■ Approaching ■ Meeting ■ Exceeding



2021-22 Gr 6 ELA NJSLA



2022-23 Gr 7 ELA NJSLA



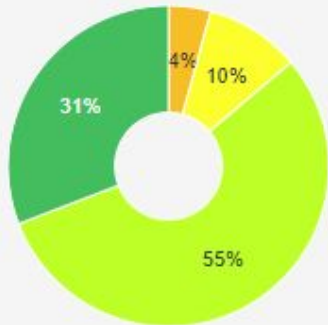
2022-23 Grade 7: Math

Cohort Growth
Same students

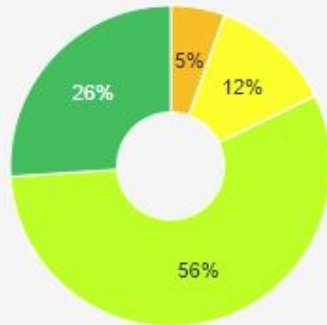
Test	Exceeding	Meeting	Approaching	Partially Meeting	Not Meeting
2021-22 Gr 6 Math NJSLA	31% (29/94)	55% (52/94)	10% (9/94)	4% (4/94)	0% (0/94)
2022-23 Gr 7 Math NJSLA	26% (19/73)	56% (41/73)	12% (9/73)	5% (4/73)	0% (0/73)

■ Not Meeting
 ■ Partially Meeting
 ■ Approaching
 ■ Meeting
 ■ Exceeding

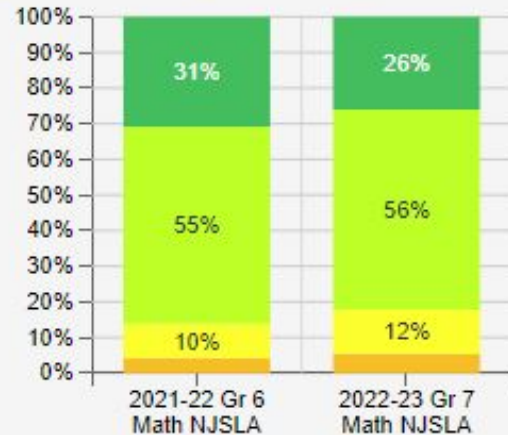
■ Not Meeting
 ■ Partially Meeting
 ■ Approaching
 ■ Meeting
 ■ Exceeding



2021-22 Gr 6 Math NJSLA



2022-23 Gr 7 Math NJSLA



Grade 8

English Language Arts



STATE OF NEW JERSEY
DEPARTMENT OF EDUCATION

DISTRICT SUMMARY OF SCHOOLS

Grade 8

LITTLE SILVER BORO SCHOOL DISTRICT
NEW JERSEY
SPRING 2023

ENGLISH LANGUAGE ARTS
Grade 8 Assessment, 2022–2023

PERFORMANCE DISTRIBUTION BY %	NUMBER OF STUDENTS	ELA AVG OVERALL SCORE	AVG SCORE	LITERARY	READING* INFORMATION	VOCABULARY	AVG SCORE	WRITTEN* EXPRESSION	WRITING* CONVENTIONS
STATE 13 12 20 36 19	100,461	754	51	28 19 53	31 16 53	35 21 44	35	27 14 59	27 13 60
DISTRICT 1 0 4 22 73	92	805	68	2 9 89	5 8 87	10 14 76	49	1 5 93	1 4 95
MARKHAM PLACE SCHOOL 1 0 4 22 73	92	805	68	2 9 89	5 8 87	10 14 76	49	1 5 93	1 4 95

Did not meet expectations

Special Education- 1
General education-0
*Gen Ed 504 - 0

Approached expectations

Special Education 4
General Education 0
*Gen Ed 504 0

Exceeded Expectations

Special Education 1
General Education 66
*Gen Ed 504 8

Partially met expectations

Special Education 0
General Education 0
*Gen Ed 504 0

Met expectations

Special Education 4
General Education 16
*Gen Ed 504 2

94.6 % of students
met or exceeded expectations



* Numbers are percentages

Page 1 of 1

08112023-Sp-STATETOT-252720-000-0929612

Mathematics



STATE OF NEW JERSEY
DEPARTMENT OF EDUCATION

DISTRICT SUMMARY OF SCHOOLS

Grade 8

LITTLE SILVER BORO SCHOOL DISTRICT
NEW JERSEY
SPRING 2023

MATHEMATICS
Grade 8 Assessment, 2022–2023

PERFORMANCE DISTRIBUTION BY %	NUMBER OF STUDENTS	MATH AVG OVERALL SCORE	MAJOR CONTENT	SUPPORTING CONTENT	MATHEMATICS* REASONING	MODELING
STATE 34 27 21 17 1	67,096	716	63 20 17	63 16 21	60 16 24	62 17 21
DISTRICT 2 11 21 49 17	47	767	23 13 64	15 15 70	15 15 70	15 13 72
MARKHAM PLACE SCHOOL 2 11 21 49 17	47	767	23 13 64	15 15 70	15 15 70	15 13 72

Did not meet expectations

Special Education- 0
General education-1
*Gen Ed 504 - 1

Approached expectations

Special Education 6
General Education 4
*Gen Ed 504 0

Exceeded Expectations

Special Education 0
General Education 8
*Gen Ed 504 2

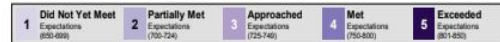
Partially met expectations

Special Education 2
General Education 3
*Gen Ed 504 2

Met expectations

Special Education 1
General Education 22
*Gen Ed 504 1

66 % of students
met or exceeded expectations



* Numbers are percentages

Page 1 of 1

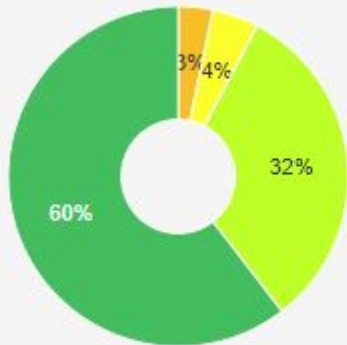
08112023-Sp-STATETOT-252720-000-0929612

2022-23 Grade 8: ELA

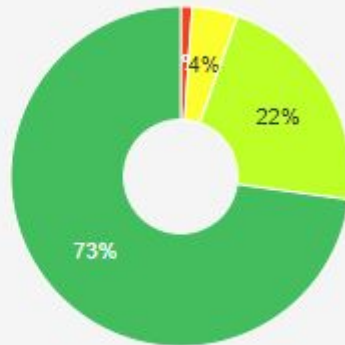
Cohort Growth
Same students

Test	Exceeding	Meeting	Approaching	Partially Meeting	Not Meeting
2021-22 Gr 7 ELA NJSLA	60% (55/91)	32% (29/91)	4% (4/91)	3% (3/91)	0% (0/91)
2022-23 Gr 8 ELA NJSLA	73% (67/92)	22% (20/92)	4% (4/92)	0% (0/92)	1% (1/92)

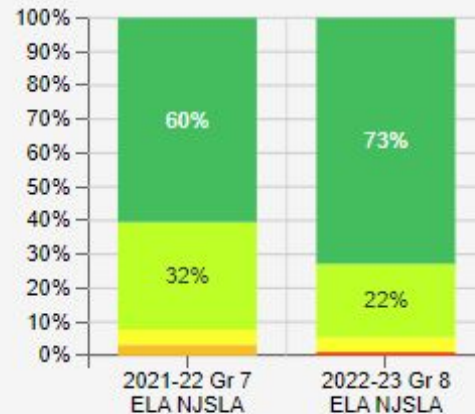
■ Not Meeting
 ■ Partially Meeting
 ■ Approaching
 ■ Meeting
 ■ Exceeding



2021-22 Gr 7 ELA NJSLA



2022-23 Gr 8 ELA NJSLA

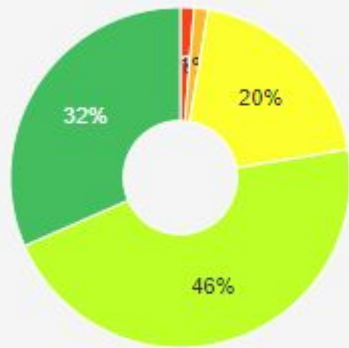


2021-22 Grade 8: Math

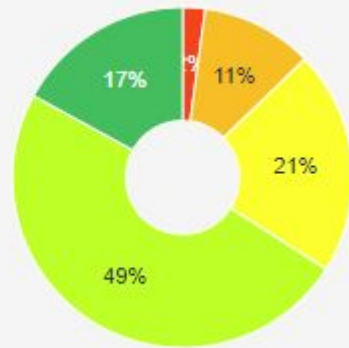
Cohort Growth
Same students

Test	Exceeding	Meeting	Approaching	Partially Meeting	Not Meeting
2021-22 Gr 7 Math NJSLA	32% (24/76)	46% (35/76)	20% (15/76)	1% (1/76)	1% (1/76)
2022-23 Gr 8 Math NJSLA	17% (8/47)	49% (23/47)	21% (10/47)	11% (5/47)	2% (1/47)

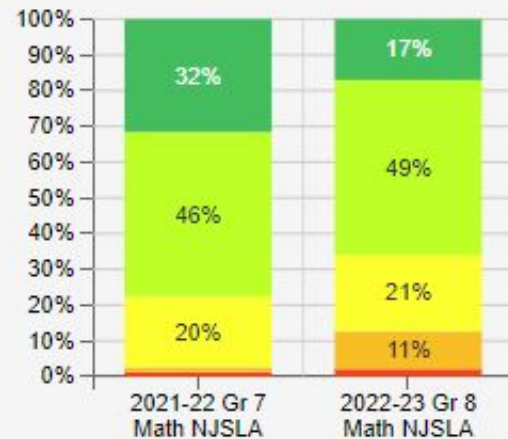
■ Not Meeting
 ■ Partially Meeting
 ■ Approaching
 ■ Meeting
 ■ Exceeding



2021-22 Gr 7 Math NJSLA



2022-23 Gr 8 Math NJSLA



Algebra and Geometry

Algebra



STATE OF NEW JERSEY
DEPARTMENT OF EDUCATION

DISTRICT SUMMARY OF SCHOOLS

Algebra I

LITTLE SILVER BORO SCHOOL DISTRICT
NEW JERSEY
SPRING 2023

MATHEMATICS

Algebra I Assessment, 2022–2023

PERFORMANCE DISTRIBUTION BY %	NUMBER OF STUDENTS	MATH AVG OVERALL SCORE	MATHEMATICS*			
			MAJOR CONTENT	SUPPORTING CONTENT	REASONING	MODELING
STATE 	106,400	737				
DISTRICT 	48	818				
MARKHAM PLACE SCHOOL 	48	818				

Did not meet expectations

Special Education- 0
General education-0
*Gen Ed 504 - 0

Approached expectations

Special Education 0
General Education 0
*Gen Ed 504 0

Exceeded Expectations

Special Education 1
General Education 37
*Gen Ed 504 3

Partially met expectations

Special Education 0
General Education 0
*Gen Ed 504 0

Met expectations

Special Education 1
General Education 9
*Gen Ed 504 0

100% of students
met or exceeded expectations



* Numbers are percentages

Geometry



STATE OF NEW JERSEY
DEPARTMENT OF EDUCATION

DISTRICT SUMMARY OF SCHOOLS

Geometry

LITTLE SILVER BORO SCHOOL DISTRICT
NEW JERSEY
SPRING 2023

MATHEMATICS

Geometry Assessment, 2022–2023

PERFORMANCE DISTRIBUTION BY %	NUMBER OF STUDENTS	MATH AVG OVERALL SCORE	MATHEMATICS*			
			MAJOR CONTENT	SUPPORTING CONTENT	REASONING	MODELING
STATE 	30,384	748				
DISTRICT 	15	797				
MARKHAM PLACE SCHOOL 	15	797				

Did not meet expectations

Special Education- 0
General education-0
*Gen Ed 504 - 0

Approached expectations

Special Education 0
General Education 0
*Gen Ed 504 0

Exceeded Expectations

Special Education 0
General Education 11
*Gen Ed 504 1


Partially met expectations

Special Education 0
General Education 0
*Gen Ed 504 0

Met expectations

Special Education 0
General Education 4
*Gen Ed 504 0

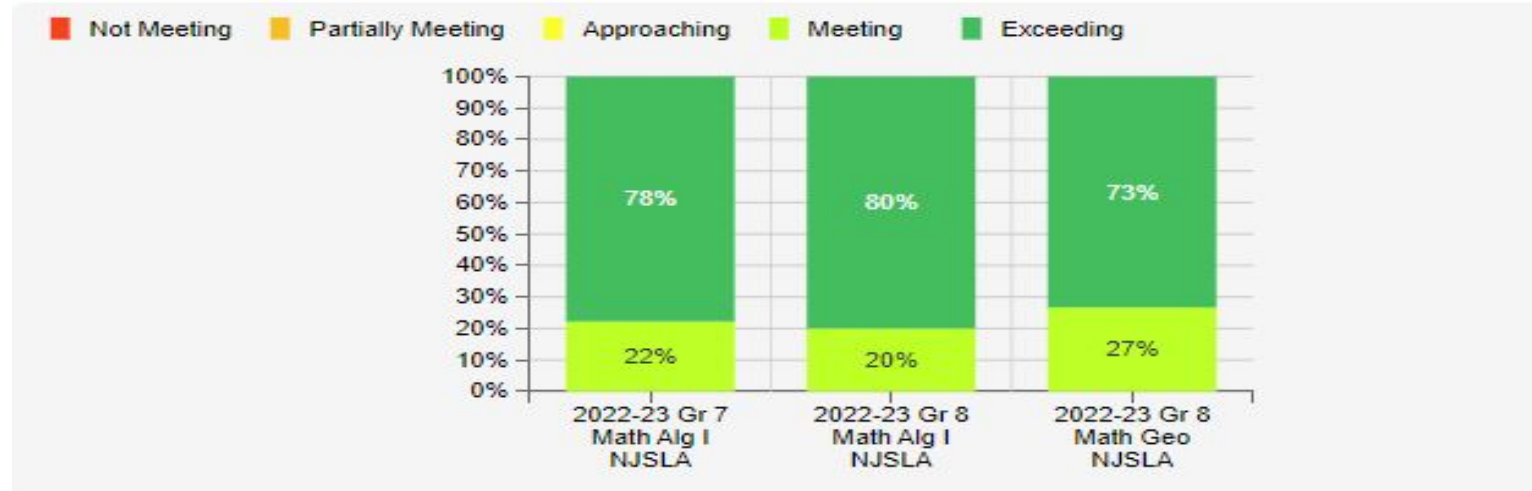
100% of students
met or exceeded expectations



* Numbers are percentages

2022-23 Grade 8: Algebra - Geometry

Test	Exceeding	Meeting	Approaching	Partially Meeting	Not Meeting
2022-23 Gr 7 Math Alg I NJSLA	78% (14/18)	22% (4/18)	0% (0/18)	0% (0/18)	0% (0/18)
2022-23 Gr 8 Math Alg I NJSLA	80% (24/30)	20% (6/30)	0% (0/30)	0% (0/30)	0% (0/30)
2022-23 Gr 8 Math Geo NJSLA	73% (11/15)	27% (4/15)	0% (0/15)	0% (0/15)	0% (0/15)



ELA Achievement and Growth

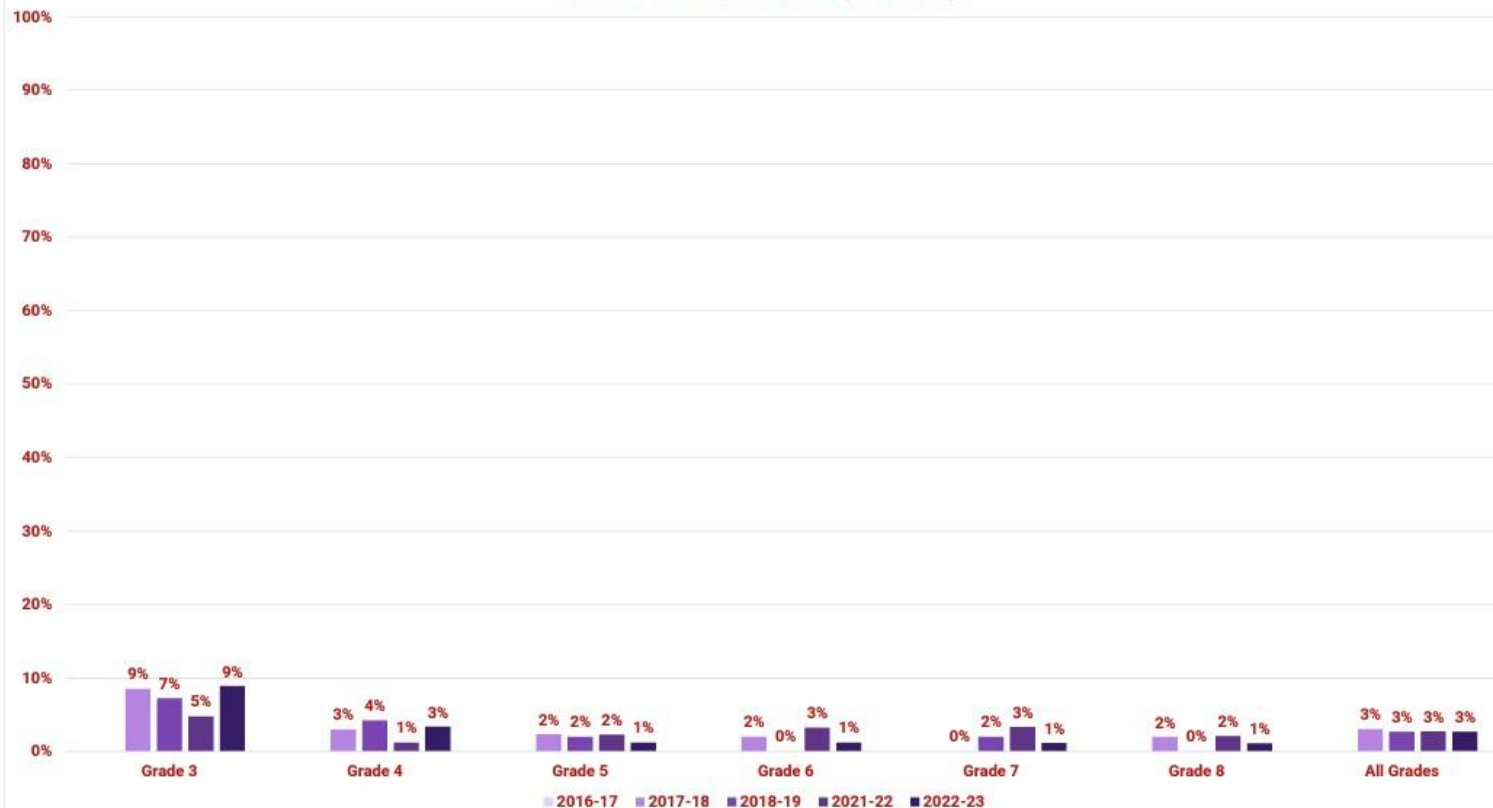
Same grade, different students



ELA Achievement and Growth

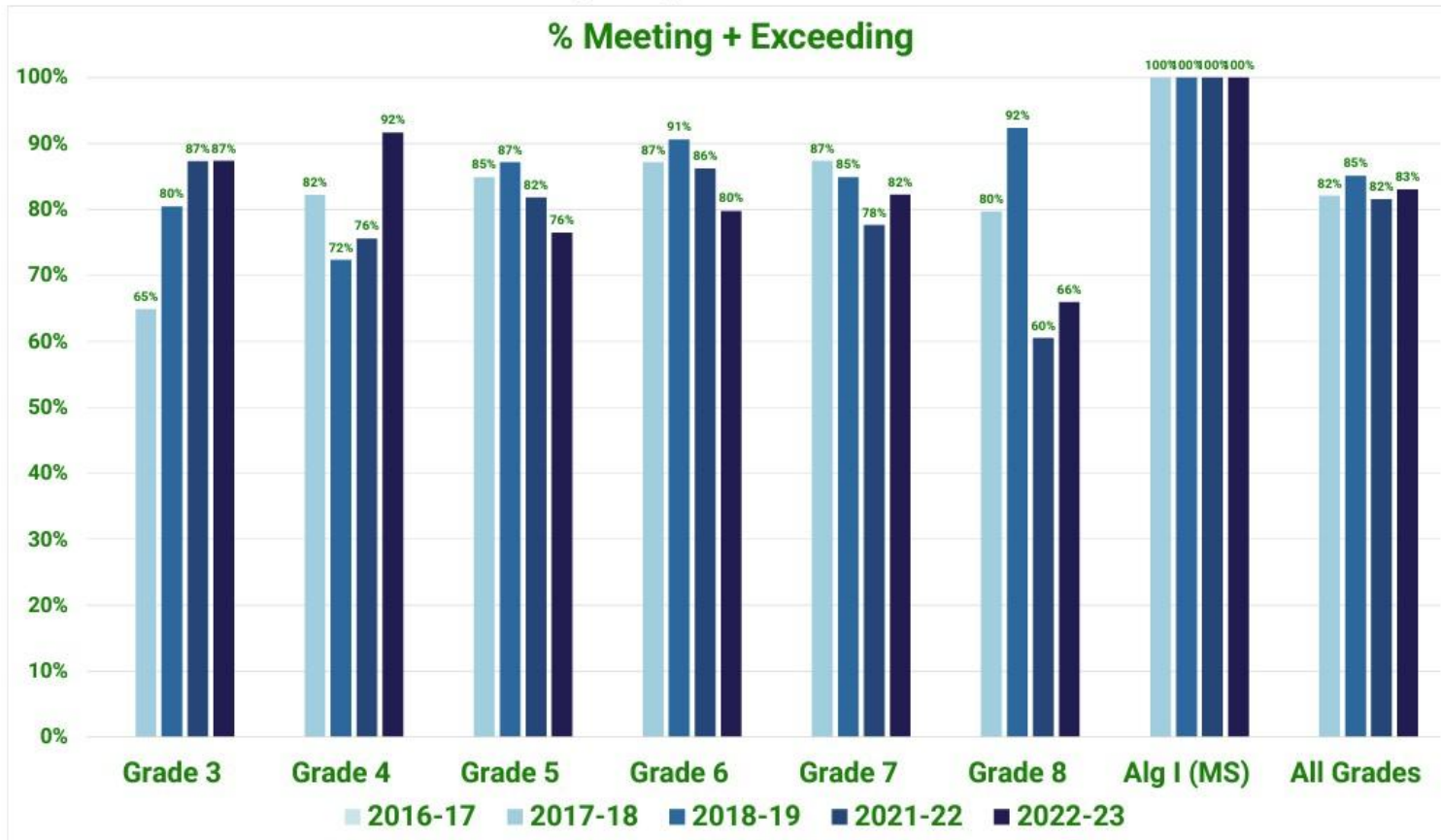
Same grade, different students

% Not Meeting + Partially Meeting



Math Achievement and Growth

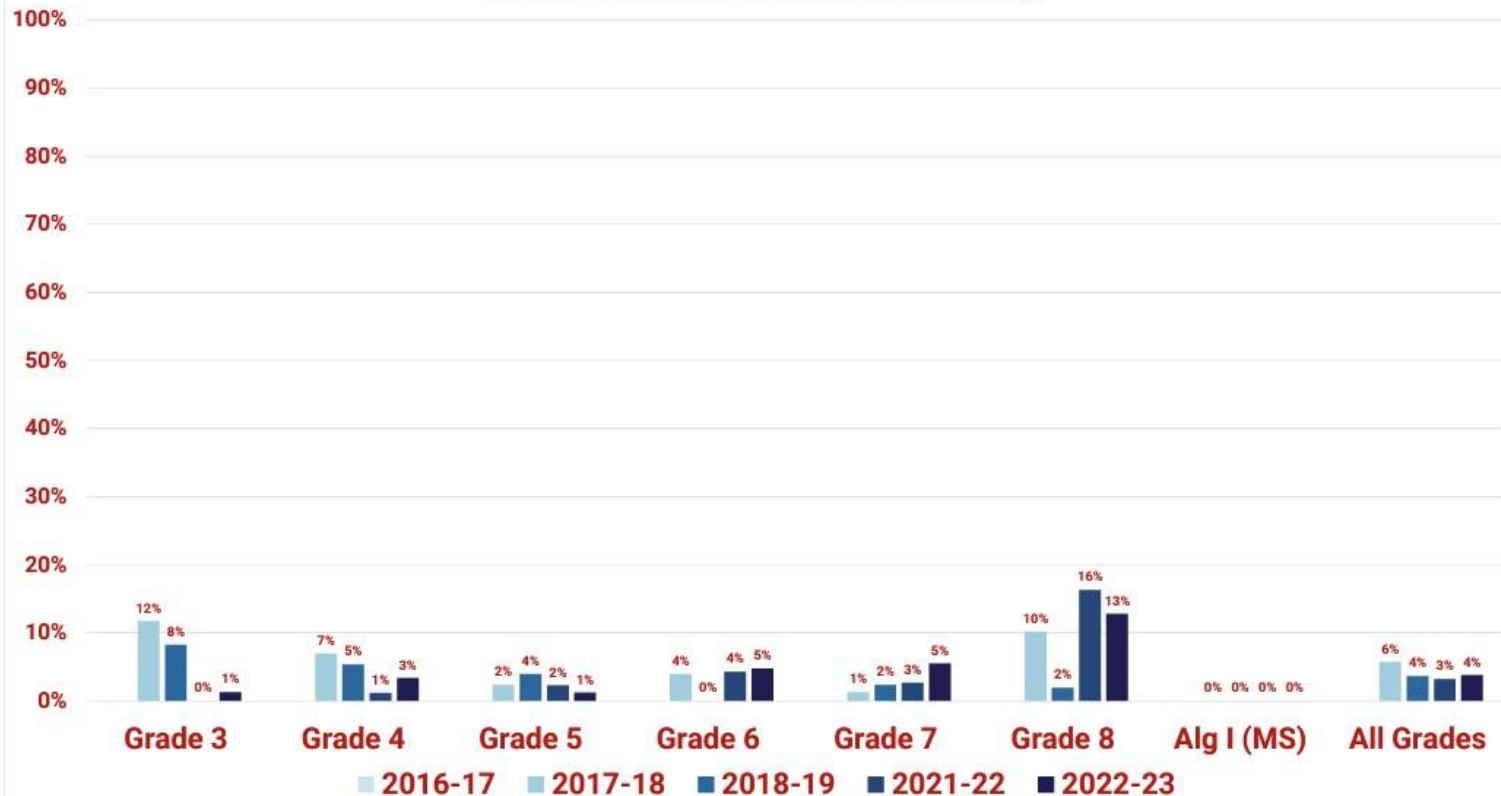
Same grade, different students



Math Achievement and Growth

Same grade, different students

% Not Meeting + Partially Meeting



2021-22 Grade 5 and Grade 8: Science



STATE OF NEW JERSEY
DEPARTMENT OF EDUCATION

DISTRICT SUMMARY OF SCHOOLS

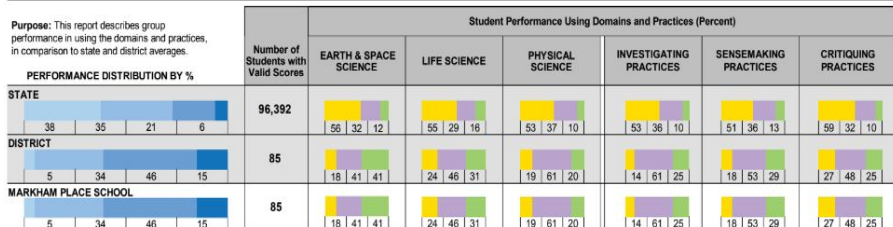
CONFIDENTIAL - DO NOT DISTRIBUTE

Grade 5

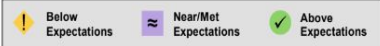
LITTLE SILVER BORO SCHOOL DISTRICT

NEW JERSEY
SPRING 2023

New Jersey Student Learning Assessment - Science (NJSLA-S) Grade 5



Performance Levels								≥ Level 3	
Level 1 Below Proficient		Level 2 Near Proficiency		Level 3 Proficient		Level 4 Advanced Proficiency			
#	%	#	%	#	%	#	%	#	%
37,055	38.4%	33,531	34.8%	20,318	21.1%	5,488	5.7%	25,806	26.8%
4	4.7%	29	34.1%	39	45.9%	13	15.3%	52	61.2%



For more information see the Score Interpretation Guide at www.measinc.com/nj/science



STATE OF NEW JERSEY
DEPARTMENT OF EDUCATION

DISTRICT SUMMARY OF SCHOOLS

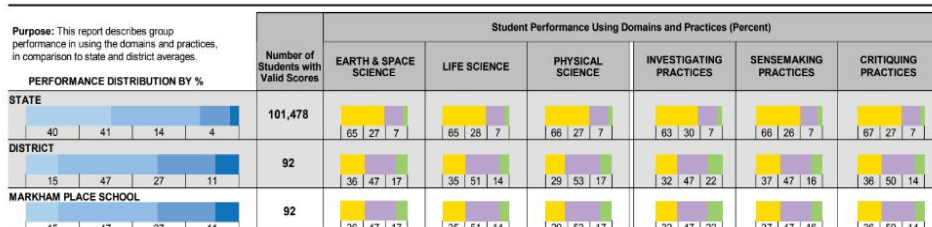
CONFIDENTIAL - DO NOT DISTRIBUTE

Grade 8

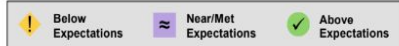
LITTLE SILVER BORO SCHOOL DISTRICT

NEW JERSEY
SPRING 2023

New Jersey Student Learning Assessment - Science (NJSLA-S) Grade 8



Performance Levels								≥ Level 3	
Level 1 Below Proficient		Level 2 Near Proficiency		Level 3 Proficient		Level 4 Advanced Proficiency			
#	%	#	%	#	%	#	%	#	%
40,568	40.0%	42,093	41.5%	14,386	14.2%	4,431	4.4%	18,817	18.5%
14	15.2%	43	46.7%	25	27.2%	10	10.9%	35	38.0%



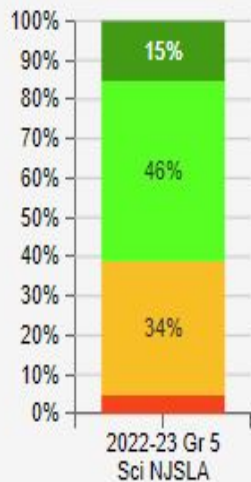
For more information see the Score Interpretation Guide at www.measinc.com/nj/science

2021-22: Science

Grade 5

Test	Advanced	Proficient	Limited	Minimal
2022-23 Gr 5 Sci NJSLA	15% (13/85)	46% (39/85)	34% (29/85)	5% (4/85)

Minimal Limited Proficient Advanced



Grade 8

Test	Advanced	Proficient	Limited	Minimal
2022-23 Gr 8 Sci NJSLA	11%	27%	47%	15%

Minimal Limited Proficient Advanced



Dynamic Learning Map (DLM)



STATE OF NEW JERSEY
DEPARTMENT OF EDUCATION

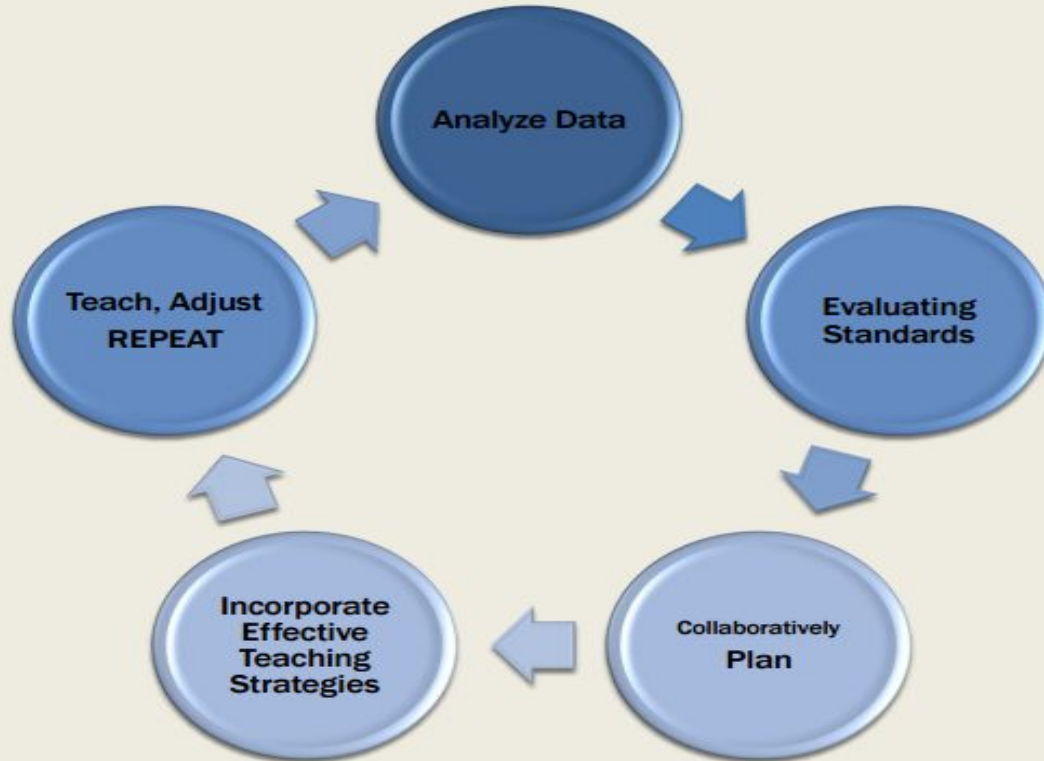
The alternate assessment for students with the significant intellectual disabilities in English Language Arts, Mathematics, and Science is called the Dynamic Learning Maps (DLM)

NJ uses the Year-End Model

Subjects Tested: English Language Arts, Mathematics, and Science

Less than 1 percent of our total population took the Dynamic Learning Map in lieu of the New Jersey Student Learning Assessment

CONVERSATIONS ARE INTEGRAL TO THE CYCLE



Student Roster Performance Levels



STATE OF NEW JERSEY
DEPARTMENT OF EDUCATION

STUDENT ROSTER

Grade 5

MARKHAM PLACE SCHOOL
LITTLE SILVER BORO SCHOOL DISTRICT
NEW JERSEY
SPRING 2023

ENGLISH LANGUAGE ARTS
Grade 5 Assessment, 2022–2023

STUDENT	ELA OVERALL SCORE	SCORE	READING*			SCORE	WRITTEN* EXPRESSION	WRITING* CONVENTIONS
			LITERARY	INFORMATION	VOCABULARY			
STATE AVERAGE	750	49	32 19 49	28 19 53	37 21 42	33	23 16 62	25 13 62
DISTRICT AVERAGE	793	63	12 12 76	2 8 89	5 24 72	46	2 5 93	2 2 95
SCHOOL AVERAGE	793	63	12 12 76	2 8 89	5 24 72	46	2 5 93	2 2 95
	831	74	↑	↑	↑	56	↑	↑
	798	68	↑	↑	↑	45	↑	↑
	798	68	↑	↑	↑	45	↑	↑
	768	48	↓	↑	↔	45	↑	↑
	801	71	↑	↑	↑	45	↑	↑
	810	62	↑	↑	↑	54	↑	↑
	789	56	↓	↑	↑	49	↑	↑
	719	41	↓	↓	↑	10	↓	↓
	779	55	↑	↑	↔	45	↑	↑
	798	64	↑	↑	↑	48	↑	↑
	834	68	↑	↑	↑	60	↑	↑

This report provides information on how individual students perform in specific areas of the assessments

The staff analyzed evidence tables and review curriculum and instruction for standards where students performed less well.

1 Did Not Yet Meet Expectations (600-699)
2 Partially Met Expectations (700-724)
3 Approached Expectations (725-749)
4 Met Expectations (750-799)
5 Exceeded Expectations (800-899)
↓ Did Not Yet Meet or Partially Met Expectations
↔ Approached Expectations
↑ Met or Exceeded Expectations

Evidence Statement Analysis

District Evidence Statement Analysis

Grade 6



STATE OF NEW JERSEY
DEPARTMENT OF EDUCATION

CONFIDENTIAL - DO NOT DISTRIBUTE

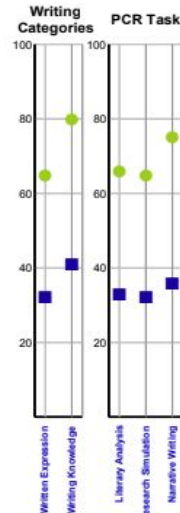
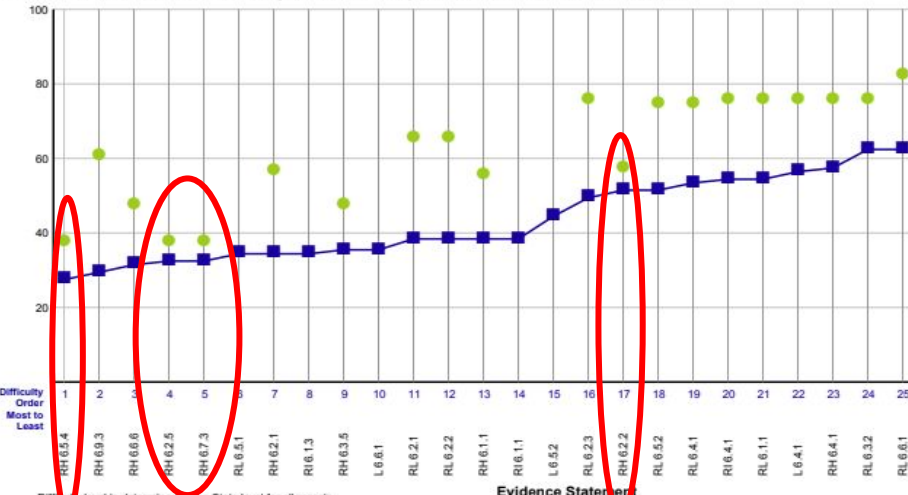
LITTLE SILVER BORO SCHOOL DISTRICT
NEW JERSEY
SPRING 2023

ENGLISH LANGUAGE ARTS
Grade 6 Assessment, 2022–2023

■ State
● District

Students with Valid Scores (84)

Purpose: This report presents the average percent correct by Evidence Statement for district and state.



Difficulty level is determined at the State level for all reports.

Evidence Statements not tested in district or school are left blank. Refer to page two, student column for the number of students included at each Evidence Statement.

This report is NOT for public review. Distribution within your school/district must be in accordance with state and federal privacy laws, and local school board policy.

This report helps the district determine areas that should be explored in curriculum and instruction

The staff will analyze evidence tables and review curriculum and instruction for standards where students performed less well.

Difficulty level most to least

Standards Review

District Evidence Statement Analysis

Grade 6

CONFIDENTIAL - DO NOT DISTRIBUTE

LITTLE SILVER BORO SCHOOL DISTRICT
NEW JERSEY
SPRING 2023

This report shows the operational Evidence Statements for the given grade and subject sorted by difficulty.

ENGLISH LANGUAGE ARTS Grade 6 Assessment, 2022–2023

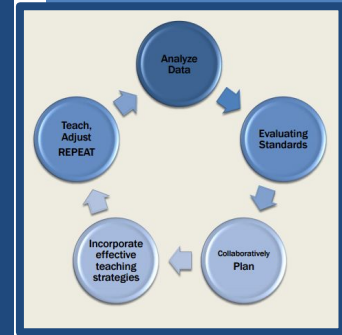
Difficulty Order Most to Least	Evidence Statement	Common Core State Standard(s)	Domain	Item Type	District Student Count
1	RH 6.5.4	RH.6.5	Reading: History/Social Studies	Reading-EBSR	84
2	RH 6.9.3	RH.6.9	Reading: History/Social Studies	ELA-PCR	84
3	RH 6.6.6	RH.6.6	Reading: History/Social Studies	Reading-EBSR	84
4	RH 6.2.5	RH.6.2	Reading: History/Social Studies	Reading-EBSR	84
5	RH 6.7.3	RH.6.7	Reading: History/Social Studies	Reading-EBSR	84
6	RL 6.5.1	RL.6.5	Reading: Literature	Reading-EBSR	0
7	RH 6.2.1	RH.6.2	Reading: History/Social Studies	Reading-EBSR	84
8	RI 6.1.3	RI.6.1	Reading: Informational Text	Reading-EBSR	0
9	RH 6.3.5	RH.6.3	Reading: History/Social Studies	ELA-PCR; Reading-EBSR	84
10	L 6.6.1	L.6.6	Language	Reading-EBSR	0
11	RL 6.2.1	RL.6.2	Reading: Literature	ELA-PCR; Reading-EBSR	41
12	RL 6.2.2	RL.6.2	Reading: Literature	ELA-PCR; Reading-EBSR	41
13	RH 6.1.1	RH.6.1	Reading: History/Social Studies	ELA-PCR; Reading-EBSR; Reading-TECR	84
14	RI 6.1.1	RI.6.1	Reading: Informational Text	Reading-EBSR	0
15	L 6.5.2	L.6.5	Language	Reading-EBSR	0
16	RL 6.2.3	RL.6.2	Reading: Literature	ELA-PCR; Reading-TECR	41
17	RH 6.2.2	RH.6.2	Reading: History/Social Studies	Reading-TECR	84
18	RL 6.5.2	RL.6.5	Reading: Literature	Reading-EBSR; Reading-TECR	84
19	RL 6.4.1	RL.6.4	Reading: Literature	Reading-EBSR	84
20	RI 6.4.1	RI.6.4	Reading: Informational Text	Reading-EBSR	84

Example: Evidence Statement

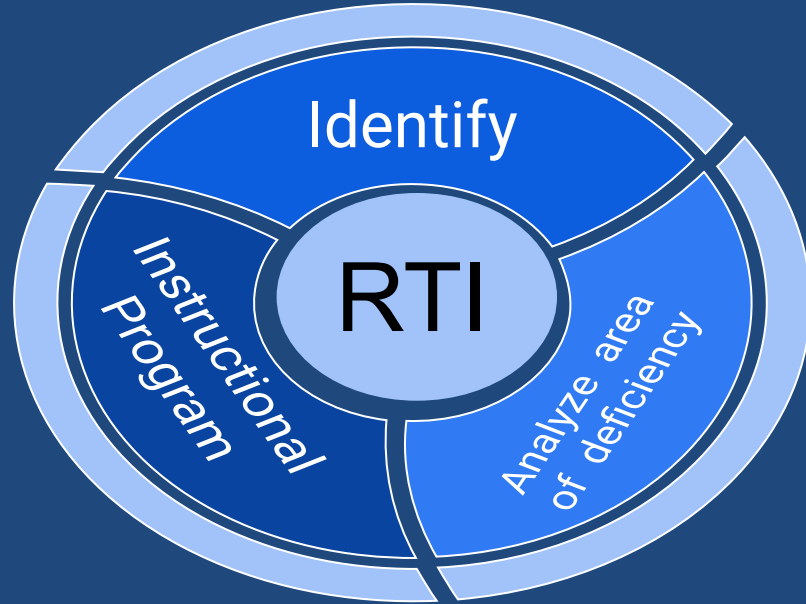
RH 6: Identify aspects of a text that reveal an author’s point of view or purpose.
RH 6: provides an identification of aspects of a text that reveal an author’s point of view (e.g. loaded language, inclusion or avoidance of particular facts). (5) •
RH 6, provides an identification of aspects of a text that reveal an author’s purpose (e.g. loaded language, inclusion or avoidance of particular facts). (6)

Framing District Conversations:

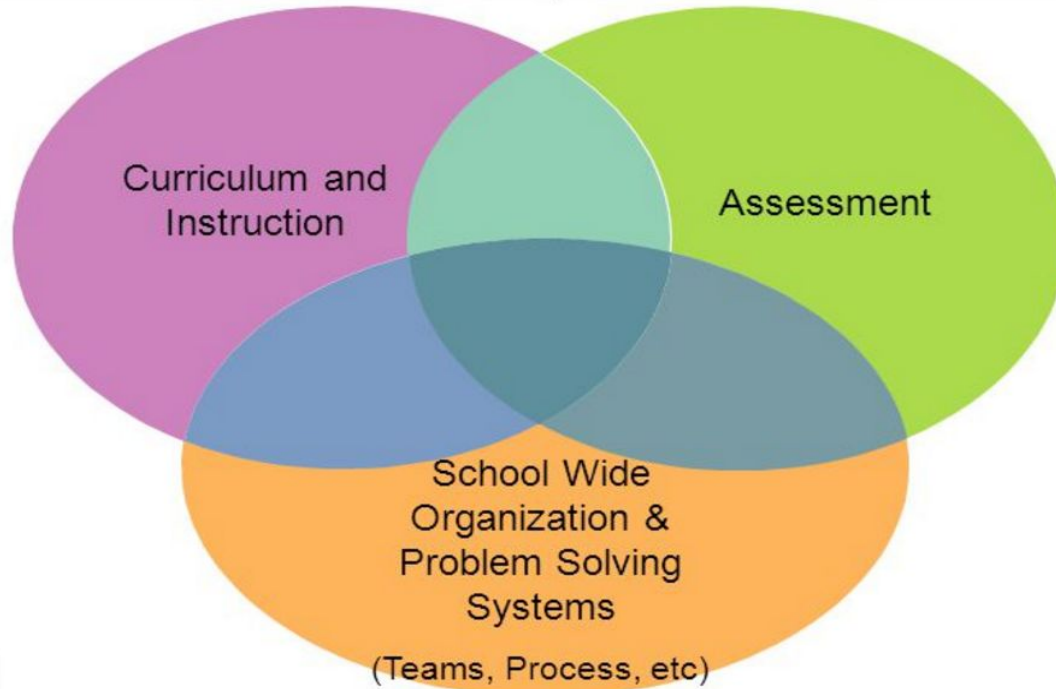
- When we think about teaching and learning, how is assessment part of the cycle?
- What supports do educators, students and parents need?
- How might NJSLA baseline data be used?
- How does the NJSLA data and resources connect to Little Silver's data and resources?
- How well is our curriculum aligning to the challenge and rigor of NJSLA assessment questions?



Response to Intervention



WHAT DOES IT TAKE? KEY COMPONENTS FOR RTI



ESSENTIAL ELEMENTS FOR RTI School Wide Organization and Problem Solving Systems

- **District Data Team**
 - Definition and Mission Statements
 - Representation
 - Continuous Reflection
- **Supportive School Leadership**
 - Principal Advisory Committee
 - Superintendent Meetings, Principal Meetings, Curriculum Meetings
- **Committees**
 - Involve all stakeholders : Voice and participation creates ownership



ESSENTIAL ELEMENTS FOR RTI School Wide Organization and Problem Solving Systems

- **Intervention and Referral Service (I&RS)**
 - Team members and roles
 - I&RS Handbook
 - I&RS tool kit
 - Linkit Intervention Manager
 - Support systems



ESSENTIAL ELEMENTS FOR RTI

Curriculum and Instruction



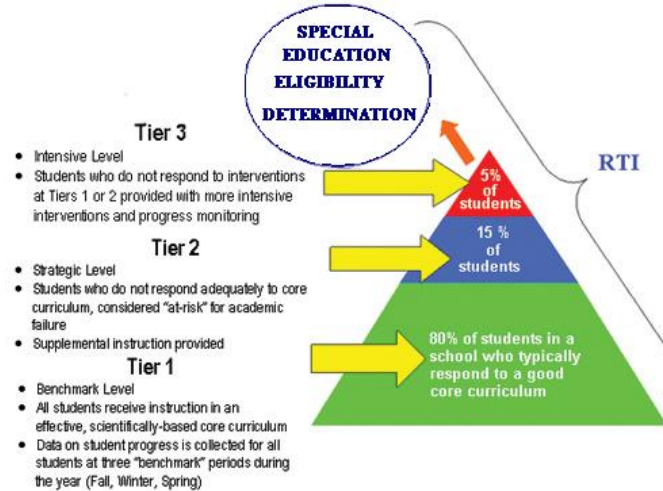
- Resources and Programs vs. Knowledge of Instructional Practices
- Accountability and Common Expectations

ESSENTIAL ELEMENTS FOR RTI

Curriculum and Instruction

• Cohesive Curriculum

- Standards
- Enduring Understandings
- Essential Questions
- Objectives and Activities
- Assessment
- Resources
- Modifications and Accommodations



• Rubicon Atlas Curriculum Mapping Resource

ESSENTIAL ELEMENTS FOR RTI Curriculum and Instruction

- **Professional Development Plan**
 - SCIP team
 - Yearly Goals and Initiatives (cycles)
 - Need based (what is used to determine yearly initiatives?)

**DEVELOP YOUR SKILLS FOR
EFFECTIVE TEACHING**



ESSENTIAL ELEMENTS FOR RTI Curriculum and Instruction

- **Professional Development**
 - Structures for PD
 - In-service days

PROFESSIONAL DEVELOPMENT: STRUCTURE

RELEASE DAYS

VIRTUAL BOOK CLUBS

IN-SERVICE PD DAYS

Little Silver Public Schools - 2013-2014 Professional Development Institute				
Tech Academy	3-T Academy "Teachers Teaching Teachers"	Video Viewing Instructional Practices	Release Time PD And In-service Days	Embedded PD (working as normal)
September 5, 2013 12:00-1:00 Topic: Google Docs	September 5, 2013 12:00-1:00 Topic: Google Docs	September 5, 2013 12:00-1:00 Topic: Instructional Writing Research	September 11, 2013 12:00-1:00 Topic: 3-T Academy October 1, 2013 12:00-1:00 Topic: 3-T Academy	September 11, 2013 12:00-1:00 Topic: Writing Workshop October 1, 2013 12:00-1:00 Topic: Writing Workshop
September 6, 2013 12:00-1:00 Topic: Instructional Writing Research	September 6, 2013 12:00-1:00 Topic: Instructional Writing Research	September 6, 2013 12:00-1:00 Topic: Instructional Writing Research	October 18, 2013 12:00-1:00 Topic: 3-T Academy November 5, 2013 12:00-1:00 Topic: 3-T Academy	November 5, 2013 12:00-1:00 Topic: 3-T Academy November 12, 2013 12:00-1:00 Topic: 3-T Academy
October 18, 2013 12:00-1:00 Topic: 3-T Academy November 5, 2013 12:00-1:00 Topic: 3-T Academy	October 18, 2013 12:00-1:00 Topic: 3-T Academy November 5, 2013 12:00-1:00 Topic: 3-T Academy	November 5, 2013 12:00-1:00 Topic: 3-T Academy November 12, 2013 12:00-1:00 Topic: 3-T Academy	November 12, 2013 12:00-1:00 Topic: 3-T Academy November 19, 2013 12:00-1:00 Topic: 3-T Academy	November 19, 2013 12:00-1:00 Topic: 3-T Academy December 6, 2013 12:00-1:00 Topic: 3-T Academy

Note: Teachers Institute Teachers will attend 3-T Academy at the 3-T Academy Time. Teachers will attend the year to discuss best instructional practices, collaborate with colleagues and share experiences. Please to get more information on this program.

EMBEDDED PD

PRE AND POST
CONFERENCES

AFTER SCHOOL
WORKSHOPS

ESSENTIAL ELEMENTS FOR RTI Assessment

What are you learning from assessments you are giving?

- Good teaching requires diagnostic ability
- Multiple measures
- Collecting data and recording
- Interpreting data
- Using data to inform instruction
- Identification and intervention
- Progress monitoring



**Utilizing Data
to Inform
Instruction**

